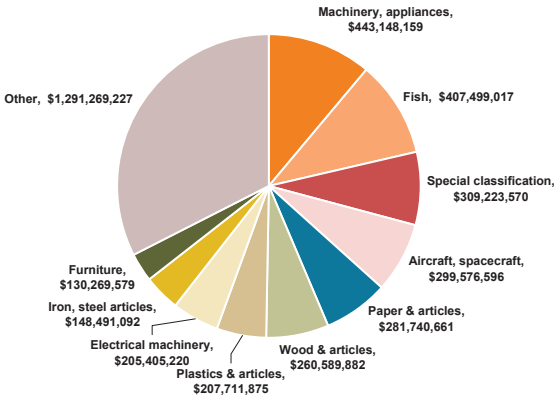


# PACIFIC HIGHWAY

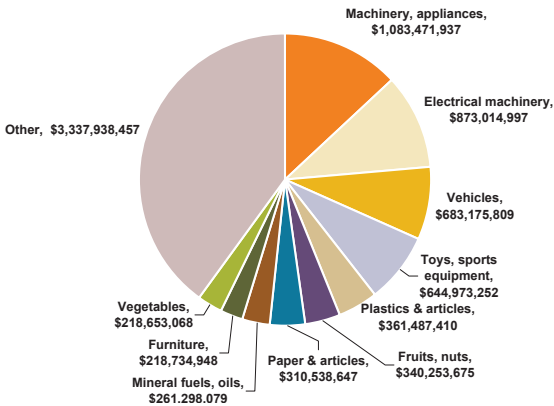
## U.S. - CANADA TRADE VALUE

### 2009 Truck Exports by Commodity

#### Canada - U.S.



#### U.S. - Canada



Blaine		
	U.S. - Canada*	Canada - U.S.*
1999	\$5,077	\$5,696
2000	\$5,281	\$5,410
2001	\$4,837	\$5,099
2002	\$4,547	\$5,381
2003	\$4,948	\$4,778
2004	\$5,683	\$4,609
2005	\$6,362	\$4,298
2006	\$7,327	\$4,236
2007	\$7,845	\$4,120
2008	\$8,181	\$3,253
2009	\$7,111	\$3,084

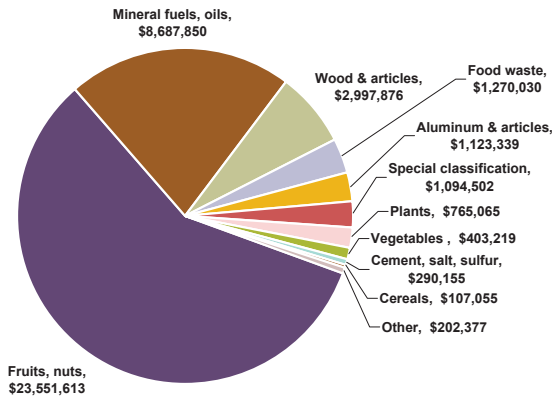
\*Figures are in millions and adjusted to 2000 U.S. Dollars, based on U.S. Dept. of Labor Bureau of Labor Statistics import and export price indexes. All figures are based on declared trade value and are in U.S. dollars. Trans-shipments are not included.

# LYNDEN - ALDERGROVE

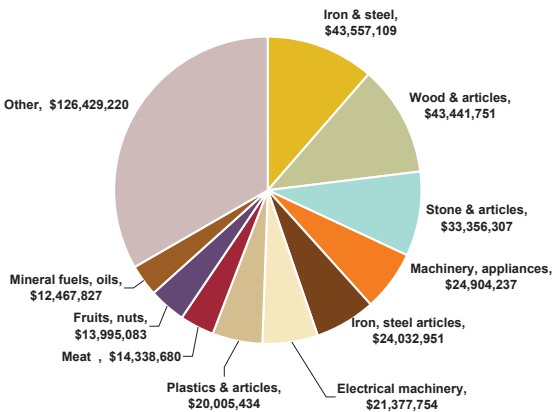
## U.S. - CANADA TRADE VALUE

### 2009 Truck Exports by Commodity

#### Canada - U.S.



#### U.S. - Canada



Lynden		
	U.S. - Canada*	Canada - U.S.*
1999	\$34	\$32
2000	\$55	\$31
2001	\$53	\$35
2002	\$59	\$46
2003	\$97	\$41
2004	\$143	\$56
2005	\$199	\$48
2006	\$285	\$45
2007	\$347	\$38
2008	\$402	\$24
2009	\$322	\$31

\*Figures are in millions and adjusted to 2000 U.S. Dollars, based on U.S. Dept. of Labor Bureau of Labor Statistics import and export price indexes. All figures are based on declared trade value and are in U.S. dollars. Trans-shipments are not included.

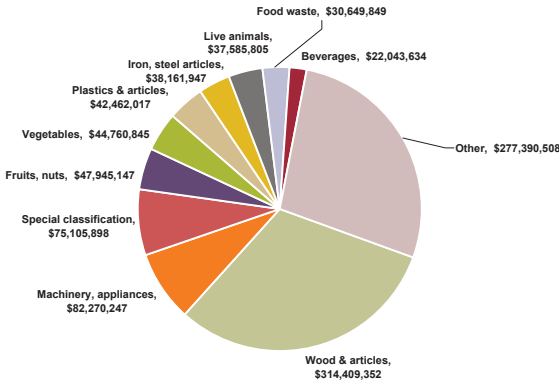
**Data Sources:** U.S. Department of Transportation Bureau of Transportation Statistics  
**Data Compiled by:** Whatcom Council of Governments

# SUMAS - HUNTINGDON

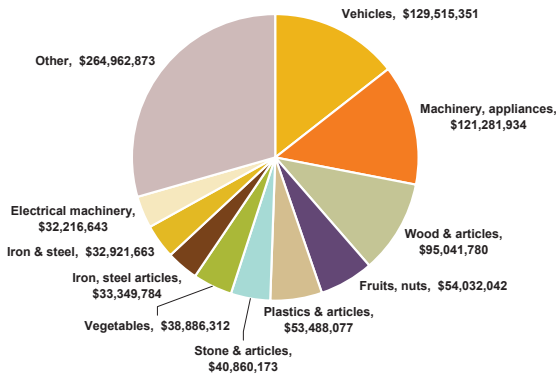
## U.S. - CANADA TRADE VALUE

### 2009 Truck Exports by Commodity

#### Canada - U.S.



#### U.S. - Canada



Sumas		
	U.S. - Canada*	Canada - U.S.*
1999	\$267	\$942
2000	\$314	\$881
2001	\$324	\$915
2002	\$380	\$946
2003	\$438	\$884
2004	\$540	\$1,002
2005	\$751	\$1,129
2006	\$964	\$1,203
2007	\$876	\$1,146
2008	\$923	\$909
2009	\$765	\$784

\*Figures are in millions and adjusted to 2000 U.S. Dollars, based on U.S. Dept. of Labor Bureau of Labor Statistics import and export price indexes. All figures are based on declared trade value and are in U.S. dollars. Trans-shipments are not included.

**Data Sources:** U.S. Department of Transportation Bureau of Transportation Statistics  
**Data Compiled by:** Whatcom Council of Governments